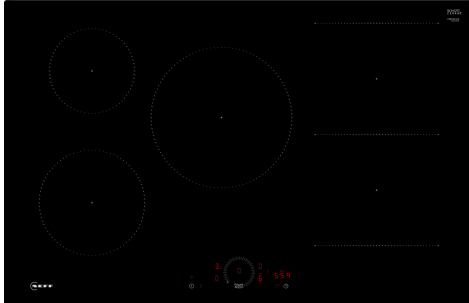


*N 70, INDUCTION HOB, 80 CM, BLACK,
T58FHW1L0*



Z1365WX0	Wireless food thermometer
Z9404SE0	4 pieces Set
Z9406SE0	6 pieces Set
Z9410ES0	Espresso maker 4 cups
Z9428FE0	Iron pan Ø 18 / 28 cm
Z943SE0	Set of 2 pots and 1 pan

Standalone Combi Induction hob with Twist Touch® control.

- ✓ Twist Touch®: control your hob with a twist of your finger.
- ✓ Combi Induction: combine two circular cooking zones when using large cookware.
- ✓ Home Connect: monitor your hob via the app.
- ✓ Smart Hood Automatic: the matching hood automatically adjusts to your hob settings while cooking.

Product name/family: Cooking zone ceramic
 Built-in / Free-standing: Built-in
 Energy input: Electric
 Number of cooking zones: 5
 Min. required niche size for installation (HxWxD): .. 51 x 750-750 x 490-500 mm
 Width of the appliance: 802 mm
 Dimensions: 51 x 802 x 522 mm
 Dimensions of the packed product (HxWxD): . 126 x 953 x 608 mm
 Net weight: 12.6 kg
 Gross weight: 16.3 kg
 Residual heat indicator: Separate
 Location of control panel: Front
 Basic surface material: Ceramic
 Color of surface: Black
 Length electrical supply cord: 110.0 cm
 EAN code: 4242004273059
 Voltage: 220-240 V
 Frequency: 50; 60 Hz



N 70, INDUCTION HOB, 80 CM, BLACK, T58FWH1L0

- 80 cm: space for 5 pots or pans.

Flexibility of cooking zones

- Combi zone
- : use bigger cookware by connecting two classic cooking zones into one large zone.
- Cooking zone front left: 180 mm, 2 KW (max. power 3.1 KW)
- Cooking zone rear left: 145 mm, 1.6 KW (max. power 2.2 KW)
- Cooking zone middle: 240 mm, 2.5 KW (max. power 3.7 KW)
- Cooking zone rear right: 190 mm, 210 mm, 2.5 KW (max power 3.7 KW)
- Cooking zone front right: 190 mm, 210 mm, 2.5 KW (max. power 3.7 KW)

Usage convenience

- Multitouch+: directly control the power with the imprinted touch ring.
- yes: directly access favourite functions with a configurable button (available with connected Home Connect account).
- Variable 17-stage power settings for each zone: precisely adapt the heat with 17 power levels (9 main levels and 8 intermediate levels).
- Switch-off timer: switches off the cooking zone at the end of the time set (e.g. for boiled eggs).
- alternative: an alarm sounds at the end of the time set (e.g. for pasta).
- Sound volume adaptable to personal preference and needs.

Time saving & efficiency

- Power Boost function for all zones
- : boil water faster thanks to 50% more energy than at the highest standard level.
- QuickStart function: when switching on, the hob automatically selects the cooking zone with cookware (when placed on a zone whilst the hob is off).
- ReStart function: in case of unintentional switch-off, this feature restores all previous settings by switching on the hob again within 4 seconds.

Connectivity

- Home Connect with Remote Monitoring: check if the hob is switched off even when not at home, and find recipes or additional functions in the Home Connect app.
- Hob Hood Control - hood control (with Wi-Fi enabled hood): automatically activates the hood when cooking, thanks to the Wi-Fi connection of hob and suitable hood.
- yes, after software update: hood automatically adapts fan speed thanks to hob continuously providing cooking data (with matching hood and connected Home Connect account).
- via MyButton: open up the smart universe from your cooktop (partner service required). via MyButton: open up the smart universe from your cooktop (partner service required).
- Updateable appliance (available with connected Home Connect account): keep appliance always up to date with latest status of software. Updateable appliance (available with connected Home Connect account): keep appliance always up to date with latest status of software.

Design

- Bevelled front edge

Safety

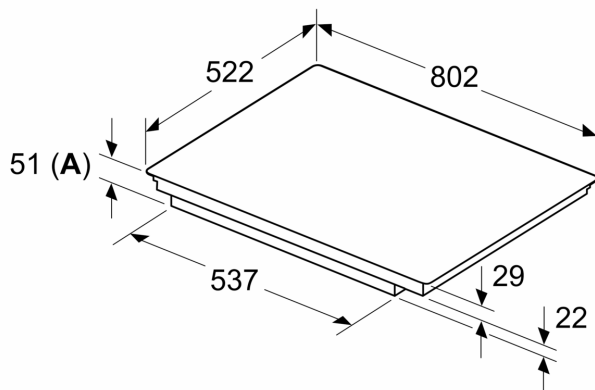
- 2 stage residual heat indicators: indicates which cooking zones are still hot or warm.
- Control panel lock: prevent unintended activation of the hob.
- pause function: pause the heating process, e.g to answer the door.
- Main switch: switch off all cooking zones at the touch of a button.
- Safety cut out facility: for safety reasons, heating stops after a preset time if not used.

Installation

- Dimensions of the product (HxWxD mm): 51 x 802 x 522
- Required niche size for installation (HxWxD mm) : 51 x 750 x (490 - 500)
- Min. worktop thickness: 16 mm
- Connected load: 7.4 KW
- 4.6kW power output (20A); current management options for 16A, 13A or 10A connection: limit the maximum power if needed (depends on fuse protection of electric installation).

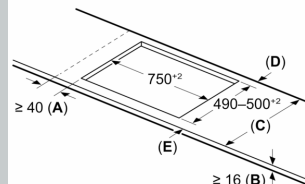
N 70, INDUCTION HOB, 80 CM, BLACK,
T58FWH1L0

Measurements in mm



A: Recessed depth

Measurements in mm



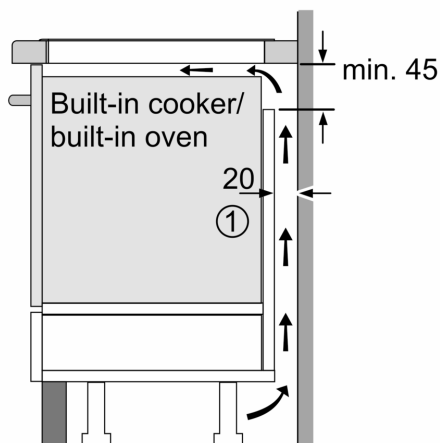
A: Min. distance from the hob cut-out to the wall

B: The clearance between the surface of the worktop and the top of the front of the oven must be 30 mm

See space requirements for the oven

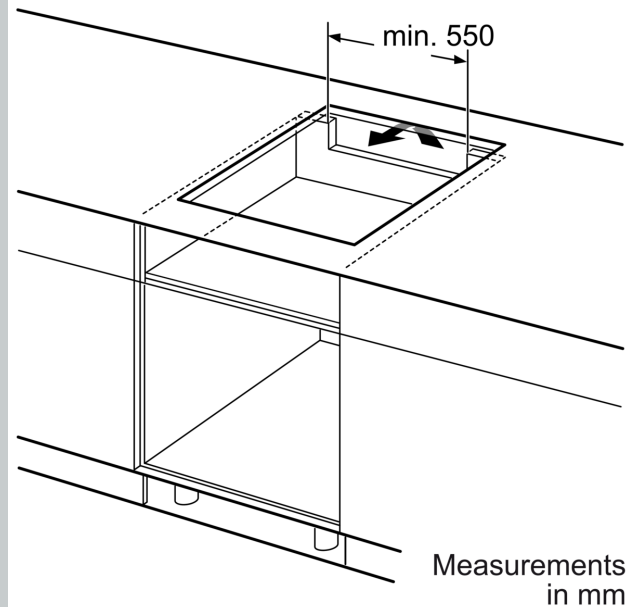
The worktop into which the hob is installed must withstand loads of approx. 60 kg; suitable substructures must be used if required

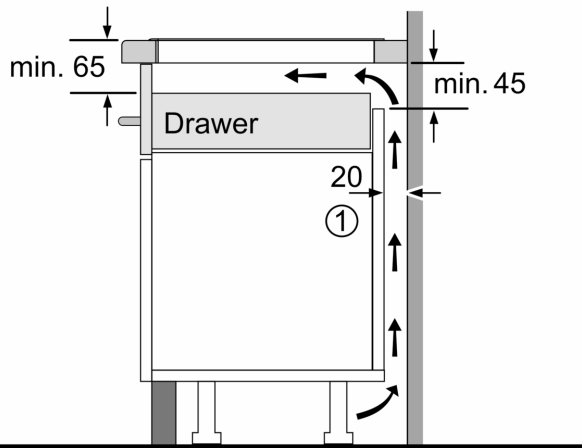
C	D	E
585-600	50	≥ 35
> 600	≥ 50	≥ 50



① Ventilation gap must be present

All measurements in mm





①
Ventilation gap must
be present.

Measurements in mm