

KMDA 7473 FL-A Silence

Induction hob with integrated vapour extraction
with Silence motor and 2 Flex zones for extraction mode



- The quietest TwoInOne from Miele – Silence motor
- Ample space – 4 large cooking zones incl. 2 Flex zones
- Automatic fan power regulation – Con@ctivity
- Compact control using the numerical display – ComfortSelect Plus
- Suitable for flexible extraction installations

A⁺

EAN: 4002516658122 / Material number: 12246270 / Old Material Number: 26747378GB

Construction type	
Induction hob with integrated vapour extraction	•
Operating modes	
Exhaust air guided with optional accessories	DFK-xxxx,DMK 150-1
Design	
Elegant glass ceramic surface	•
Flush	•
Ceramic surface colour	Black
Frameless – surface-mounted	•
Flush fit extractor	•
Cooking zone details	
Number of cooking zones	4
Number of cooking areas	2
Maximum number of pans	4
PowerFlex cooking zones	
No.	4
Rating in W	2100
Booster in W	3000
1st cooking zone/cooking area	
Position	Left
Type	Flex cooking area
Size in mm	210x420
Max. Booster power rating in W	3700
Max. rating in W	3000
2nd cooking zone/cooking area	
Position	right
Type	Flex cooking zone
Size in mm	210x420
Max. Booster power rating in W	3700
Max. rating in W	3000
Size in mm	Ø 120-220
Max. rating in W	3000
Max. Booster power rating in W	3700
3rd cooking zone/cooking area	
Position	rear right
Position	front right
Size in mm	Ø 100-180
Max. rating in W	2100
Max. Booster power rating in W	3700
User convenience	
Miele@home	•
Operation via sensor controls	ComfortSelect Plus
Automatic function Con@ctivity	•
Digital power level display	•
Display colour	Yellow
Auto heat-up	•
Permanent pan recognition	•
Keeping warm	•
Stop & Go function	•
Recall function	•

KMDA 7473 FL-A Silence

Induction hob with integrated vapour extraction
with Silence motor and 2 Flex zones for extraction mode



EAN: 4002516658122 / Material number: 12246270 / Old Material Number: 26747378GB

Minute minder	•
Safety switch-off	•
Active charcoal filter saturation indicator	•
Run-on time 5/15 min.	•
Grease filter saturation indicator	•
Individual setting options (e.g. buzzers)	•
Efficiency and sustainability	
Energy efficiency class (A+++ to D)	A+
Annual energy consumption in kWh/year	31.5
Fluid dynamic efficiency class	A
Lighting efficiency class	-
Grease filtering efficiency class	A
Cleaning convenience	
Easy to clean ceramic glass	•
Easy-to-clean canopy interior – CleanCover	•
Wipe protection	•
Filter system	
Number of dishwasher-safe stainless steel grease filters (10-ply)	1
Extraction	
Air throughput at min. level (m³/h) according to EN 61591	195
Air throughput at max. level (m³/h) according to EN 61591	530
Air throughput in Booster level (m³/h) according to EN 61591	610
Sound power at min. level (dB(A) re 1 pW) according to EN 60704-3	41.0
Sound power at max. level (dB(A) re 1 pW) according to EN 60704-3	64.0
Sound pressure at min. level (dB(A) re 20 µPa) according to EN 60704-2-13	27.0
Sound power in Booster level (dB(A) re 1 pW) acc. to EN 60704-3	67.0
Sound pressure at max. level (dB(A) re 20 µPa) according to EN 60704-2-13	50.0
Sound pressure in Booster level (dB(A) re 20 µPa) acc. to EN 60704-2-13	53.0
Safety	
Safety switch-off	•
Lock function	•
System lock	•
Integrated cooling fan	•
Overheating protection	•
Residual heat indicator	•
Connection for window contact switch	•
Technical data	
Dimensions in mm (width)	800
Dimensions in mm (height)	200
Dimensions in mm (depth)	520
Cutout dimensions in mm (width) with surface-mounted installation	780
Casing height incl. connection box in mm	200

KMDA 7473 FL-A Silence

Induction hob with integrated vapour extraction
with Silence motor and 2 Flex zones for extraction mode



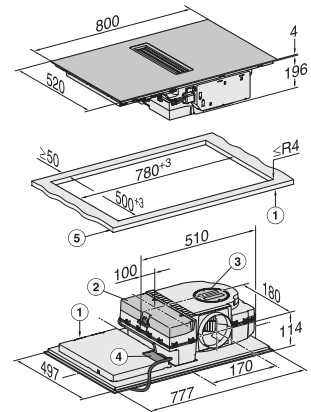
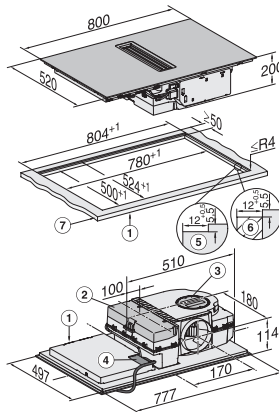
EAN: 4002516658122 / Material number: 12246270 / Old Material Number: 26747378GB

Cutout dimensions in mm (depth) with surface-mounted installation	500
Internal cutout dimensions in mm (width) with flush installation	780
Internal cutout dimensions in mm (depth) with flush installation	500
Weight in kg	15
External cutout dimensions in mm (width) with flush installation	804
External cutout dimensions in mm (depth) with flush installation	524
Total rated load in kW	7.50
Voltage in V	230
Frequency in Hz	50-60
Length of supply lead in m	1.6
Accessories supplied	
Number of mains cables with plug	Yes

KMDA 7473 FL-A Silence

Induction hob with integrated vapour extraction
with Silence motor and 2 Flex zones for extraction mode

	Abluftbetrieb	Geführter Umluftbetrieb	Plug&Play-Betrieb
KMDA 7473 FR-A	✓	–	–
KMDA 7473 FR-U	–	✓	✓/✓
KMDA 7473 FL-A	✓	–	–
KMDA 7473 FL-U	–	✓	✓/✓



KMDA7473FL/FR – Operating options

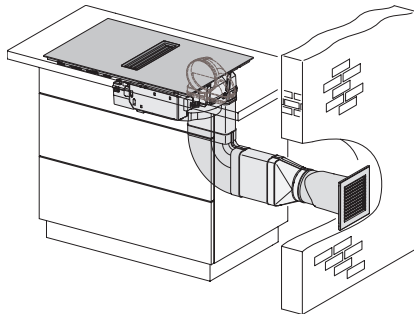
Possible, Possible – further accessories necessary, –
Programming must be changed – further accessories
necessary

KMDA7272FL, KMDA7473FL – flush – Installation drawing

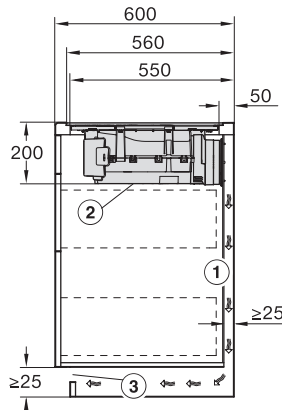
1) Front, 2) removable drip tray, 3) cleaning flap, 4)
Mains connection box with mains connection cable, L
= 1600 mm, 5) Step milling natural stone worktop, 6)
Wooden strip 12 mm (not included in delivery), 7) Worktop
thickness, Exhaust air and guided recirculation mode:
≥10 mm, Plug&play operation: ≥10 mm – ≤40 mm

KMDA7272FL, KMDA7473FL – Installation drawing

1) Front, 2) Removable drip tray, 3) Cleaning flap, 4)
Mains connection box with mains connection cable,
L = 1600 mm, 5) Worktop thickness, Exhaust air and
guided recirculation mode: ≥10 mm, Plug&Play operation:
≥10 mm – ≤40 mm

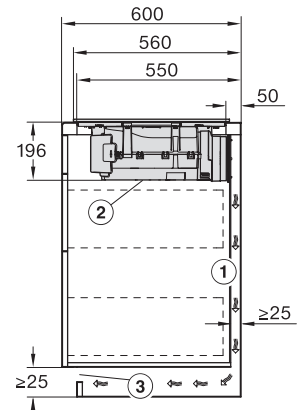


KMDA7272FL/FR, KMDA7473FL/FR, Exhaust air
(Installation drawing)



KMDA7272FL, KMDA7473FL – Side view flush,
Plug&Play – Installation drawing


A minimum distance of 25 mm must be maintained for
routing the exhaust air duct between the cabinet wall
and an adjacent room wall or furniture., The removable
collection tray and the cleaning flap must be accessible
after installation., The cross-section of the ventilation
opening must be at least 425 cm².



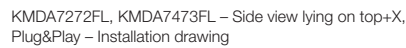
KMDA7272FL, KMDA7473FL – Side view lying on top,
Plug&Play – Installation drawing

A minimum distance of 25 mm must be maintained for
routing the exhaust air duct between the cabinet wall
and an adjacent room wall or furniture., The removable
collection tray and the cleaning flap must be accessible
after installation., The cross-section of the vent opening
must be at least 425 cm².


Induction hob with integrated vapour extraction
with Silence motor and 2 Flex zones for extraction mode



The removable drip tray and the cleaning flap must be accessible after installation. The cross-section of the vent opening must be at least 425 cm², x Dimension by which the worktop depth is greater than 600 mm.



The removable drip tray and the cleaning flap must be accessible after installation., The cross-section of the vent opening must be at least 425 cm²., x Dimension by which the worktop depth is greater than 600 mm.



1) DFK-AK 90, 2) DFK-R 1000, 3) DFK-BV 90, 4) DFK-BH 90