

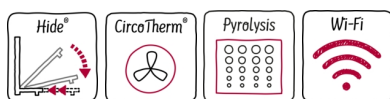
N 50, Built-in oven, 60 x 60 cm, Stainless steel  
B6ACH7HH0B



COOKING PASSION SINCE 1877



A



Built-in Slide&Hide® oven with fixed handle - unrestricted access to the oven interior thanks to the fully retracting oven door

- ✓ Hide® – The fully retracting oven door.
- ✓ CircoTherm® – Smart hot-air solution that lets you bake on up to three levels at once.
- ✓ Dual cleaning options: Pyrolytic cleaning programmes - just let the oven interior clean itself. EasyClean - the quick and easy option for day to day maintenance.
- ✓ LCD-Display – simple, straightforward with large characters for clear reading
- ✓ Home Connect – Unleash your creativity via app.

#### Features

##### Technical Data

Color / Material Front : Stainless steel  
 Construction type : Built-in  
 Integrated Cleaning system : Pyrolytic+Hydrolytic  
 Min. required niche size for installation (HxWxD) : 585-595 x 560-568 x 550 mm  
 Dimensions : 595 x 594 x 548 mm  
 Dimensions of the packed product (HxWxD) : 675 x 690 x 660 mm  
 Control Panel Material : Glass  
 Door Material : Glass  
 Net weight : 40.0 kg  
 Usable volume of cavity : 71 l  
 Cooking method : Bottom heat, Bread Baking Setting, Conventional heat, Full width grill, Hot Air, Hotair gentle, Hot air grilling, Pizza setting  
 First cavity material : Other  
 Oven control : electronic  
 Number of interior lights : 1  
 Length of electrical supply cord : 120 cm  
 EAN code : 4242004245834  
 Number of cavities (2010/30/EC) : 1  
 Energy efficiency rating : A  
 Energy consumption per cycle conventional (2010/30/EC) : 1.04 kWh/cycle  
 Energy consumption per cycle forced air convection (2010/30/EC) : 0.81 kWh/cycle  
 Energy efficiency index (2010/30/EC) : 95.3 %  
 Connection rating : 2990 W  
 Fuse protection : 13 A  
 Voltage : 220-240 V  
 Frequency : 50; 60 Hz  
 Plug type : no plug (electrical connection by electrician)  
 Included accessories : 2 x combination grid, 1 x universal pan

#### Optional accessories

Z11AB15A0 Baking tray, non-stick ceramic coated  
 Z11CB10E0 Baking tray, grey enamelled  
 Z11CR10X0 Baking and roasting grid (standard)  
 Z11TF36X0 3 level telescopic rails, full ext  
 Z11TI15X0 Cliprails



4 242004 245834

*N 50, Built-in oven, 60 x 60 cm, Stainless steel*  
*B6ACH7HH0B*



COOKING PASSION SINCE 1877

## Features

### Design

- LCD-Display Control (white)
- Elongated designed dials, Retractable control dials, Bevelled oval controls
- Cavity inner surface: enamel grey
- Slide&Hide® with fixed handle
- Bar handle
- 4 shelf positions

### Features

- HomeConnect ready on WLAN
- Door lock during pyrolytic cleaning  
Control panel lock Automatic safety switch off Residual heat indicator Door contact switch
- Temperature proposal  
Actual temperature display Heating up indicator Automatic start
- Interior halogen light, On/off button
- 1 Clip rail, Stop function

### Cleaning

- Pyrolytic cleaning
- EasyClean
- Full glass inner door

### Programmes/functions

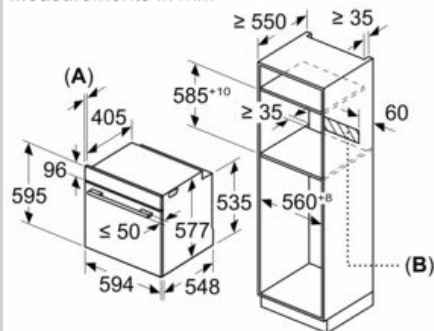
- Oven with 8 cooking functions: heating methods: CircoTherm®, Top/bottom heat, Circo-roasting, Full surface grill, CircoTherm® intensive, Bread baking, Bottom heat, CircoTherm® gentle
- Rapid heat
- Cooling fan

### Performance/technical information

- Energy efficiency rating (acc. EU Nr. 65/2014): A  
Energy consumption per cycle in conventional mode: 1.04 kWh  
Energy consumption per cycle in fan-forced convection mode: 0.81 kWh  
Number of cavities: Main cavity Heat source: electrical Cavity volume: 71 litre
- Total connected load electric: 2.99 KW
- 120 cm Cable length
- Nominal voltage: 220 - 240 V
- Appliance dimension (h x w x d): 595 mm x 594 mm x 548 mm
- Niche dimension (h x w x d): 585 mm - 595 mm x 560 mm - 568 mm x 550 mm
- Please refer to the dimensions provided in the installation manual

Dimensioned drawings

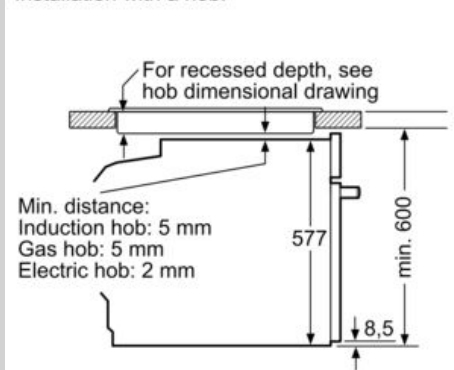
Measurements in mm



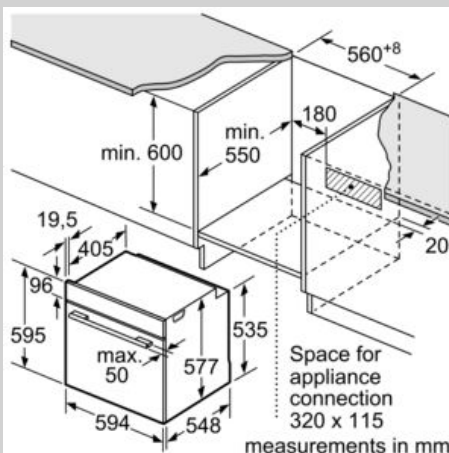
A: 19.5 mm

B: Space for appliance connection 320 x 115 mm

Installation with a hob.



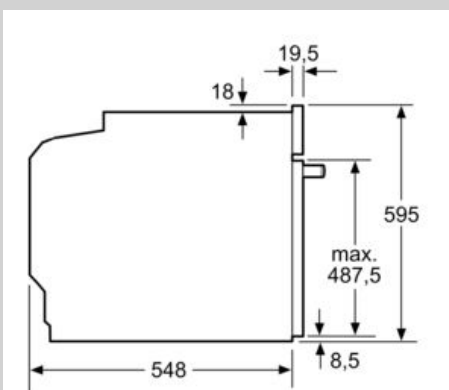
measurements in mm



measurements in mm

If the appliance will be installed underneath a hob, the following worktop thicknesses (including substructure if necessary) must be taken into account.

Hob type	min. worktop thickness	
	fitted	flush
Induction hob	37 mm	38 mm
Full surface Induction hob	47 mm	48 mm
Gas hob	30 mm	38 mm
Electric hob	27 mm	30 mm



measurements in mm